

SEPTEMBER



SINGLE FAMILY



CONDOMINIUMS



VACANT LAND

| MEDIAN SALES PRICE | 2018 | \$681,000 ▲ | \$792,500 ▲ | \$515,000 ▲ |
|--------------------|------|-------------|-------------|-------------|
| | 2017 | \$640,000 | | \$437,500 |

| CLOSED SALES | 2018 | 56 ▲ | 38 ▲ | 7 ▼ |
|--------------|------|------|------|-----|
| | 2017 | 46 | | 36 |

| NEW ACTIVE LISTINGS | 2018 | 50 ▲ | 19 ▲ | 15 ▼ |
|---------------------|------|------|------|------|
| | 2017 | 23 | | 17 |

| VOLUME SALES | 2018 | \$80,041,818 ▲ | \$31,026,721 ▲ | \$8,694,000 ▼ |
|--------------|------|----------------|----------------|---------------|
| | 2017 | \$57,741,007 | | \$18,074,500 |

| SEPT 2018 | SEPT 2017 | SEPT 2018 | SEPT 2017 |
|--------------|--------------|--------------|--------------|
| Closed Sales | Closed Sales | Median Price | Median Price |

SINGLE FAMILY HOMES

| | | | | |
|----------|----|----|-------------|-------------|
| Waimea | 5 | 6 | \$575,000 | \$315,250 |
| Koloa | 12 | 11 | \$736,000 | \$660,000 |
| Lihue | 7 | 6 | \$585,000 | \$492,500 |
| Kawaihau | 19 | 11 | \$625,000 | \$615,000 |
| Hanalei | 13 | 12 | \$1,385,000 | \$1,322,500 |

CONDOMINIUMS

| | | | | |
|----------|----|----|-----------|-----------|
| Waimea | - | - | - | - |
| Koloa | 20 | 10 | \$860,378 | \$530,000 |
| Lihue | 6 | 9 | \$320,000 | \$255,600 |
| Kawaihau | 7 | 4 | \$277,000 | \$270,750 |
| Hanalei | 5 | 13 | \$800,000 | \$585,000 |

VACANT LAND

| | | | | |
|----------|---|---|-------------|-----------|
| Waimea | 1 | 1 | \$185,000 | \$30,000 |
| Koloa | 4 | 3 | \$1,157,500 | \$210,000 |
| Lihue | - | 1 | - | \$335,000 |
| Kawaihau | 1 | 4 | \$600,000 | \$407,504 |
| Hanalei | 1 | 9 | \$515,000 | \$675,000 |

All information taken from Kauai Board of Realtors & Hawaii Information Services. MLS Sales Data information shown herein, while not guaranteed, is derived from sources deemed reliable. Old Republic Title is providing this information as a free customer service and makes no warranties or representations as to its accuracy. Data sourced on October 1, 2018.



Kristin Zimmerman
 REALTOR (S), CRS, AHWD
 License#: RS-57897
 K-Cell: (808) 651-9506

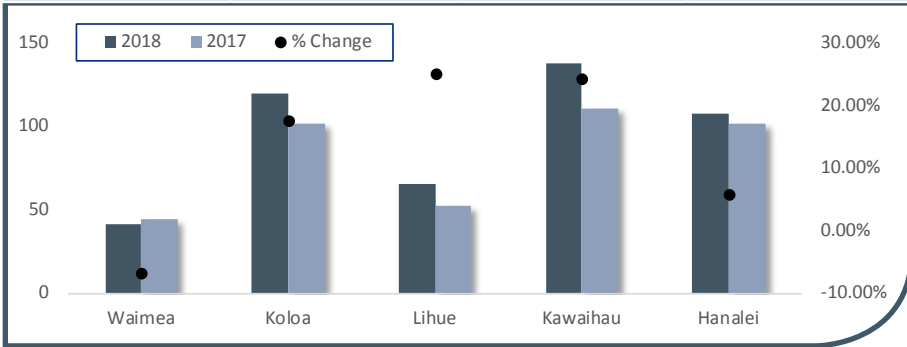
John F. Friedman
 REALTOR (S), SFR, EcoBroker
 License#: RB- 22460
 J-Cell: (808) 651-1276



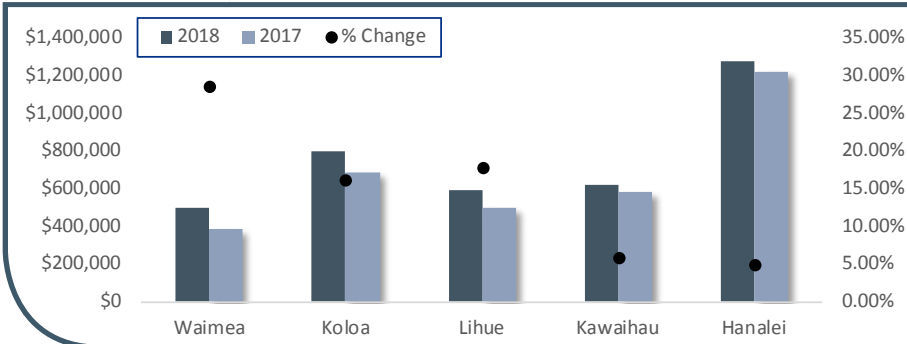
Email us: JK@KauaiAlohaTeam.com
 Visit us at: www.KauaiAlohaTeam.com


**SINGLE
FAMILY**

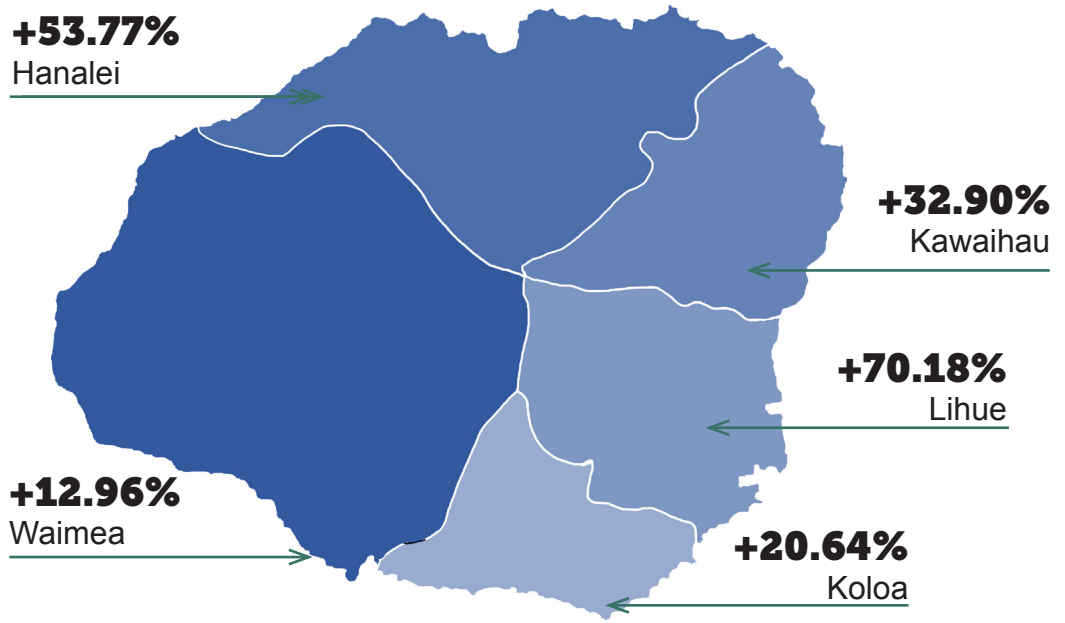
| CLOSED SALES | 2018 | 2017 | % Change |
|---------------------|-------------|-------------|-----------------|
| Waimea | 41 | 44 | -6.82% |
| Koloa | 120 | 102 | 17.65% |
| Lihue | 65 | 52 | 25.00% |
| Kawaihau | 138 | 111 | 24.32% |
| Hanalei | 108 | 102 | 5.88% |
| SUMMARY | 472 | 411 | 14.84% |



| MEDIAN PRICE | 2018 | 2017 | % Change |
|---------------------|------------------|------------------|-----------------|
| Waimea | \$500,000 | \$388,500 | 28.70% |
| Koloa | \$800,500 | \$688,500 | 16.27% |
| Lihue | \$589,373 | \$500,000 | 17.87% |
| Kawaihau | \$618,900 | \$585,000 | 5.79% |
| Hanalei | \$1,277,500 | \$1,217,500 | 4.93% |
| SUMMARY | \$700,004 | \$660,000 | 6.06% |



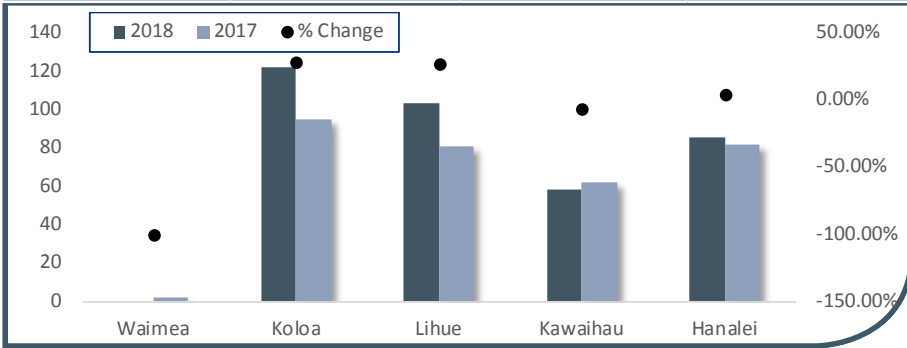
| SALES VOLUME | 2018 | 2017 | % Change |
|---------------------|----------------------|----------------------|-----------------|
| Waimea | \$21,668,489 | \$19,183,134 | 12.96% |
| Koloa | \$135,177,418 | \$112,051,940 | 20.64% |
| Lihue | \$51,304,962 | \$30,148,000 | 70.18% |
| Kawaihau | \$96,567,158 | \$72,660,763 | 32.90% |
| Hanalei | \$273,412,794 | \$177,808,063 | 53.77% |
| SUMMARY | \$578,130,821 | \$411,851,900 | 40.37% |



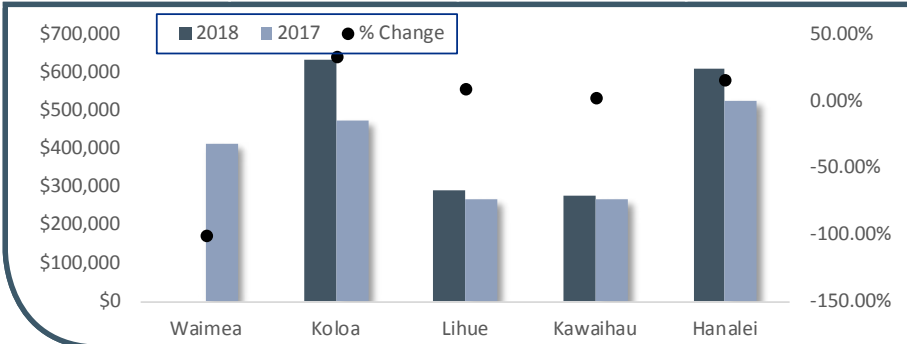
*All information taken from Kauai Board of Realtors & Hawaii Information Services. MLS Sales Data information shown herein, while not guaranteed, is derived from sources deemed reliable. Old Republic Title is providing this information as a free customer service and makes no warranties or representations as to its accuracy.



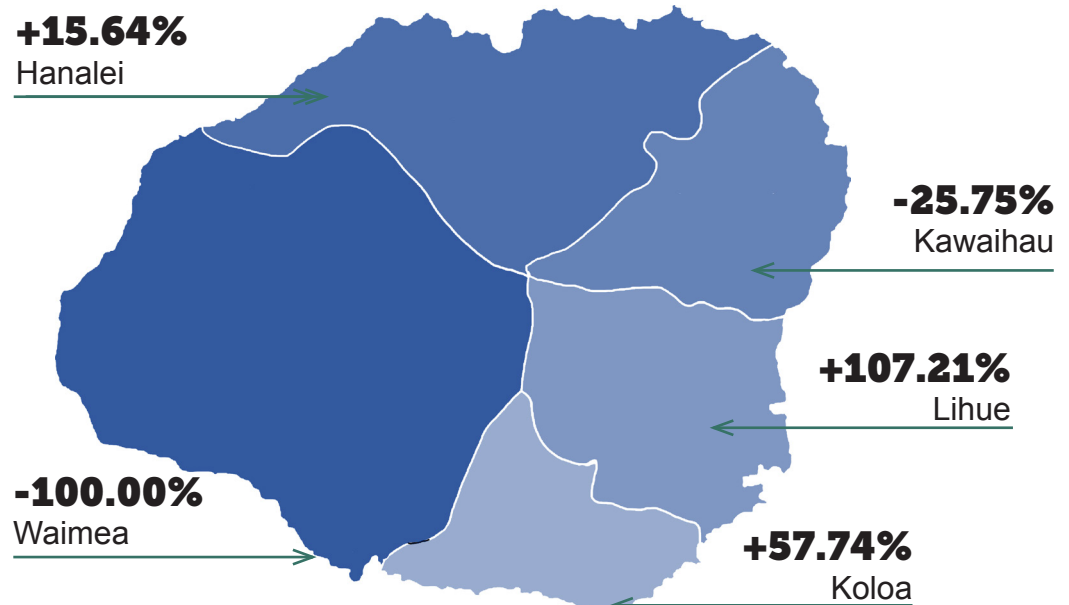
| CLOSED SALES | 2018 | 2017 | % Change |
|----------------|------------|------------|---------------|
| Waimea | - | 2 | -100.00% |
| Koloa | 122 | 95 | 28.42% |
| Lihue | 103 | 81 | 27.16% |
| Kawaihau | 58 | 62 | -6.45% |
| Hanalei | 85 | 82 | 3.66% |
| SUMMARY | 368 | 322 | 14.29% |



| MEDIAN PRICE | 2018 | 2017 | % Change |
|----------------|------------------|------------------|--------------|
| Waimea | - | \$411,000 | -100.00% |
| Koloa | \$635,669 | \$475,000 | 33.83% |
| Lihue | \$293,000 | \$267,000 | 9.74% |
| Kawaihau | \$277,250 | \$270,000 | 2.69% |
| Hanalei | \$610,000 | \$525,000 | 16.19% |
| SUMMARY | \$450,000 | \$427,500 | 5.26% |



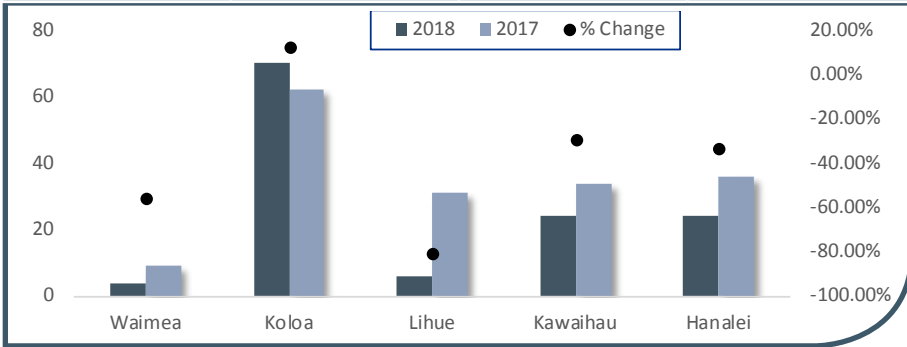
| SALES VOLUME | 2018 | 2017 | % Change |
|----------------|----------------------|----------------------|---------------|
| Waimea | - | \$822,000 | -100.00% |
| Koloa | \$76,255,837 | \$48,344,000 | 57.74% |
| Lihue | \$50,218,100 | \$24,235,646 | 107.21% |
| Kawaihau | \$20,439,319 | \$27,528,214 | -25.75% |
| Hanalei | \$57,119,280 | \$49,393,907 | 15.64% |
| SUMMARY | \$204,032,536 | \$150,323,767 | 35.73% |



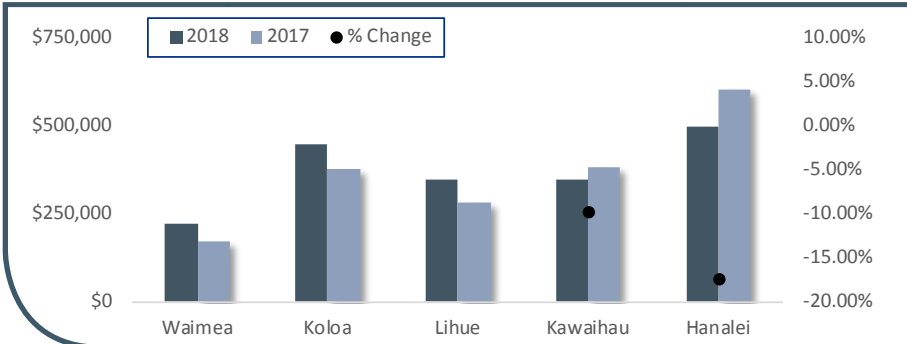
*All information taken from Kauai Board of Realtors & Hawaii Information Services. MLS Sales Data information shown herein, while not guaranteed, is derived from sources deemed reliable. Old Republic Title is providing this information as a free customer service and makes no warranties or representations as to its accuracy.



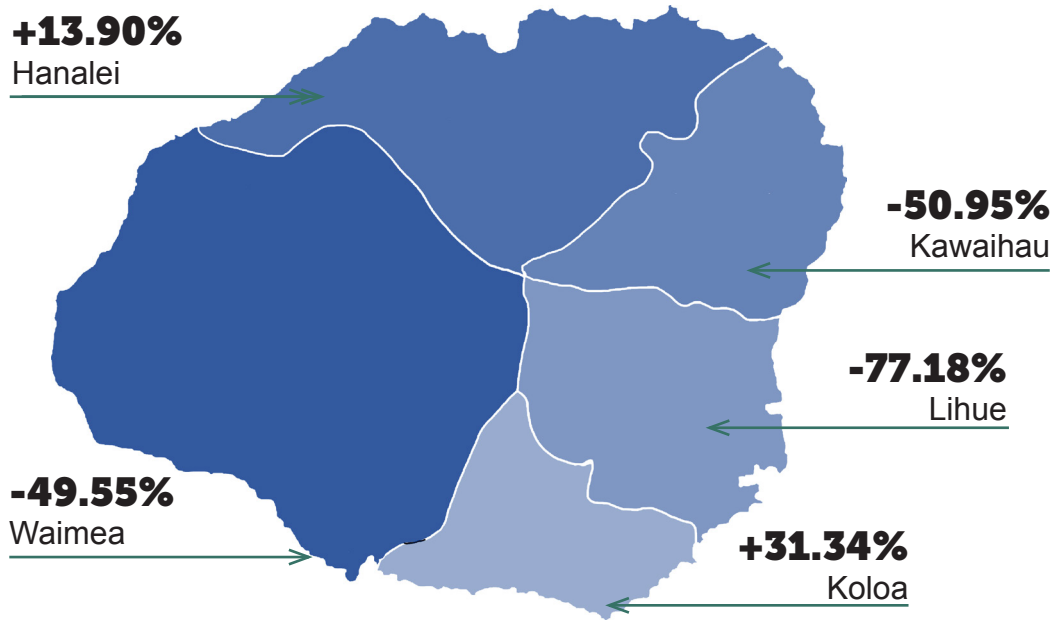
| CLOSED SALES | 2018 | 2017 | % Change |
|----------------|------------|------------|----------------|
| Waimea | 4 | 9 | -55.56% |
| Koloa | 70 | 62 | 12.90% |
| Lihue | 6 | 31 | -80.65% |
| Kawaihau | 24 | 34 | -29.41% |
| Hanalei | 24 | 36 | -33.33% |
| SUMMARY | 128 | 172 | -25.58% |



| MEDIAN PRICE | 2018 | 2017 | % Change |
|----------------|------------------|------------------|--------------|
| Waimea | \$202,500 | \$165,000 | 22.73% |
| Koloa | \$440,000 | \$375,000 | 17.33% |
| Lihue | \$345,000 | \$284,000 | 21.48% |
| Kawaihau | \$352,500 | \$382,500 | -7.84% |
| Hanalei | \$507,500 | \$640,000 | -20.70% |
| SUMMARY | \$394,000 | \$370,000 | 6.49% |



| SALES VOLUME | 2018 | 2017 | % Change |
|----------------|---------------------|---------------------|----------------|
| Waimea | \$865,000 | \$1,714,500 | -49.55% |
| Koloa | \$41,206,750 | \$31,375,264 | 31.34% |
| Lihue | \$2,058,000 | \$9,019,000 | -77.18% |
| Kawaihau | \$8,931,722 | \$18,210,160 | -50.95% |
| Hanalei | \$26,171,000 | \$30,397,000 | -13.90% |
| SUMMARY | \$79,232,472 | \$90,715,924 | -12.66% |



*All information taken from Kauai Board of Realtors & Hawaii Information Services. MLS Sales Data information shown herein, while not guaranteed, is derived from sources deemed reliable. Old Republic Title is providing this information as a free customer service and makes no warranties or representations as to its accuracy.