

JULY



SINGLE FAMILY



CONDOMINIUMS



VACANT LAND

MEDIAN SALES PRICE	2018	\$625,000 ▲	\$485,000 ▲	\$360,000 ▼
	2017	\$565,000		\$360,000

CLOSED SALES	2018	53 ▲	33 ▲	19 ▲
	2017	51		32

NEW ACTIVE LISTINGS	2018	39 ▲	47 ▲	10 ▼
	2017	38		32

VOLUME SALES	2018	\$48,854,072 ▲	\$18,580,000 ▲	\$7,853,000 ▼
	2017	\$44,935,800		\$14,207,100

JULY 2018	JULY 2017	JULY 2018	JULY 2017
Closed Sales	Closed Sales	Median Price	Median Price

SINGLE FAMILY HOMES

Waimea	7	8	\$560,000	\$390,000
Koloa	15	12	\$642,000	\$695,000
Lihue	2	10	\$502,500	\$499,500
Kawaihau	22	10	\$598,500	\$549,950
Hanalei	7	11	\$1,375,000	\$1,400,000

CONDOMINIUMS

Waimea	-	-	-	-
Koloa	7	3	\$595,000	\$1,045,000
Lihue	9	13	\$440,000	\$265,000
Kawaihau	8	9	\$363,000	\$465,800
Hanalei	9	7	\$640,000	\$640,000

VACANT LAND

Waimea	1	1	\$185,000	\$100,000
Koloa	10	7	\$490,000	\$425,000
Lihue	-	1	-	\$335,000
Kawaihau	5	7	\$360,000	\$889,448
Hanalei	3	2	\$348,000	\$445,000

All information taken from Kauai Board of Realtors & Hawaii Information Services. MLS Sales Data information shown herein, while not guaranteed, is derived from sources deemed reliable. Old Republic Title is providing this information as a free customer service and makes no warranties or representations as to its accuracy. Data sourced on August 1, 2018.



Kristin Zimmerman
 REALTOR (S), CRS, AHWD
 License#: RS-57897
 K-Cell: (808) 651-9506

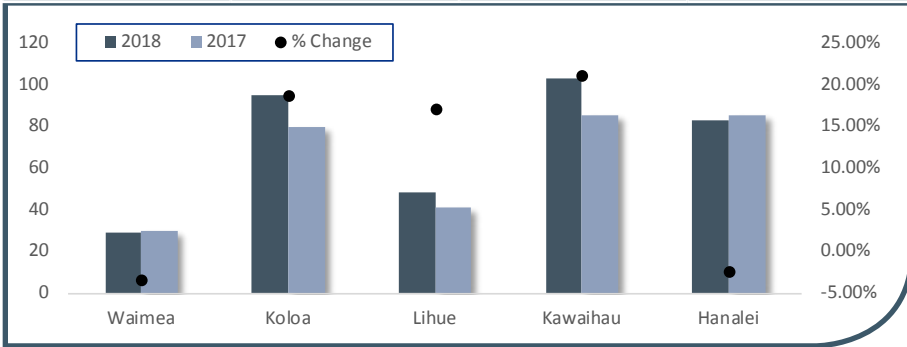
John F. Friedman
 REALTOR (S), SFR, EcoBroker
 License#: RB- 22460
 J-Cell: (808) 651-1276



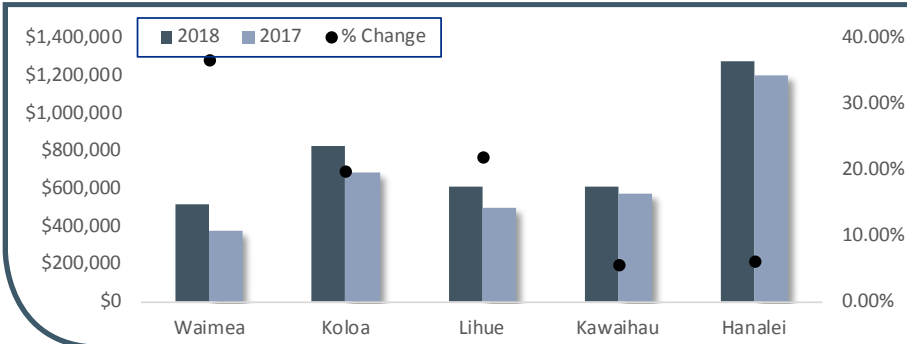
Email us: JK@KauaiAlohaTeam.com
 Visit us at: www.KauaiAlohaTeam.com



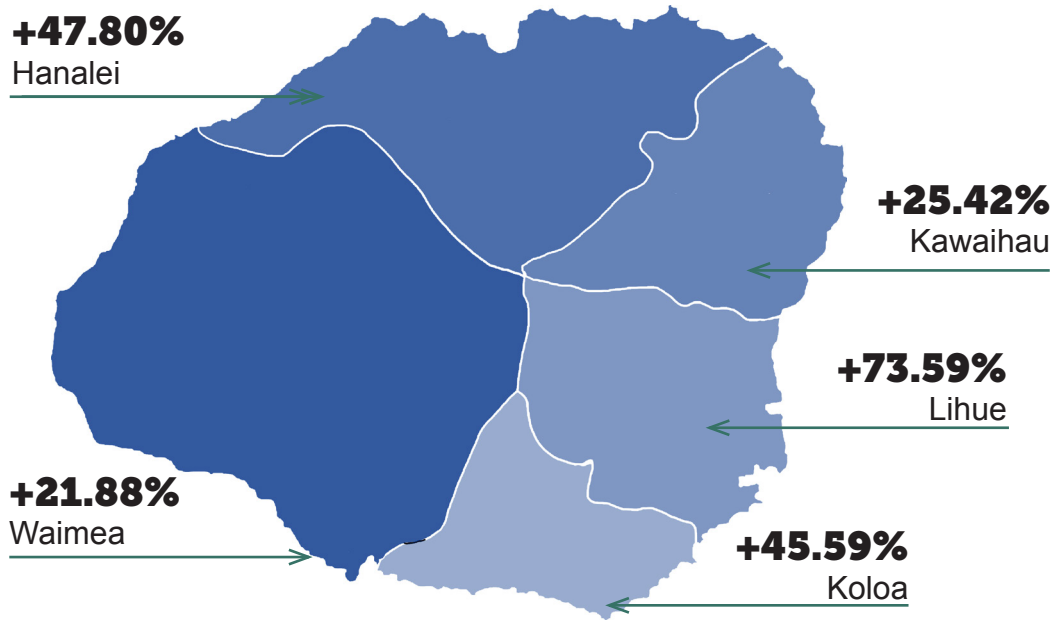
CLOSED SALES	2018	2017	% Change
Waimea	29	30	-3.33%
Koloa	95	80	18.75%
Lihue	48	41	17.07%
Kawaihau	103	85	21.18%
Hanalei	83	85	-2.35%
SUMMARY	358	321	11.53%



MEDIAN PRICE	2018	2017	% Change
Waimea	\$520,000	\$380,000	36.84%
Koloa	\$825,000	\$688,500	19.83%
Lihue	\$609,361	\$500,000	21.87%
Kawaihau	\$607,000	\$575,000	5.57%
Hanalei	\$1,275,000	\$1,200,000	6.25%
SUMMARY	\$706,950	\$675,000	4.73%



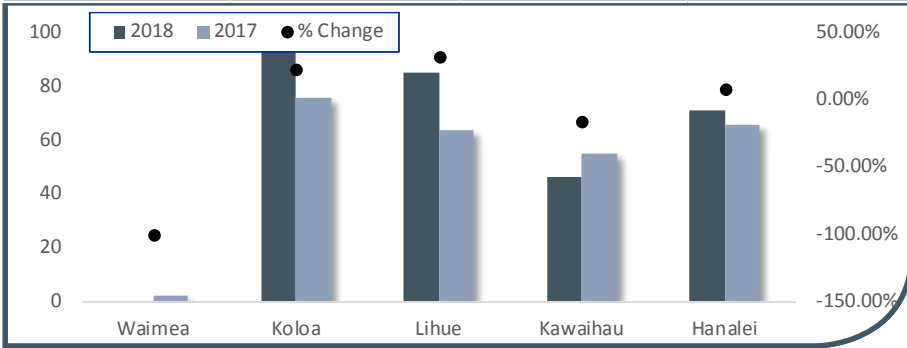
SALES VOLUME	2018	2017	% Change
Waimea	\$16,500,339	\$13,537,927	21.88%
Koloa	\$111,323,918	\$76,466,440	45.59%
Lihue	\$41,181,014	\$23,723,000	73.59%
Kawaihau	\$70,532,508	\$56,235,469	25.42%
Hanalei	\$212,729,899	\$143,927,064	47.80%
SUMMARY	\$452,267,678	\$313,889,900	44.08%



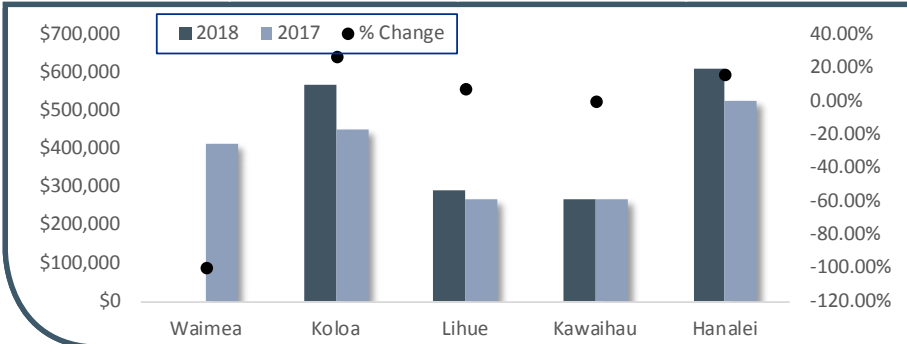
*All information taken from Kauai Board of Realtors & Hawaii Information Services. MLS Sales Data information shown herein, while not guaranteed, is derived from sources deemed reliable. Old Republic Title is providing this information as a free customer service and makes no warranties or representations as to its accuracy.



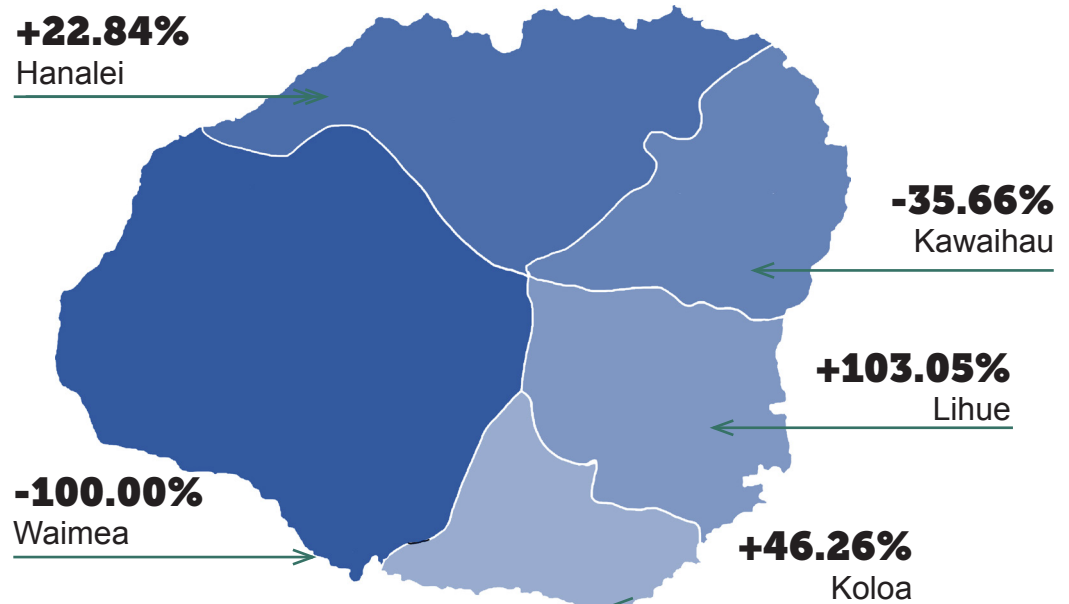
CLOSED SALES	2018	2017	% Change
Waimea	-	2	-100.00%
Koloa	93	76	22.37%
Lihue	85	64	32.81%
Kawaihau	46	55	-16.36%
Hanalei	71	66	7.58%
SUMMARY	295	263	12.17%



MEDIAN PRICE	2018	2017	% Change
Waimea	-	\$411,000	-100.00%
Koloa	\$570,000	\$449,500	26.81%
Lihue	\$289,000	\$269,250	7.34%
Kawaihau	\$270,000	\$270,000	0.00%
Hanalei	\$610,000	\$523,500	16.52%
SUMMARY	\$437,000	\$425,000	2.82%



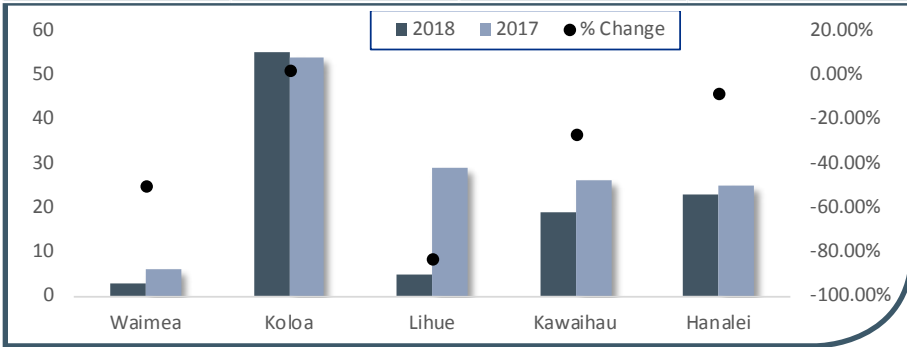
SALES VOLUME	2018	2017	% Change
Waimea	-	\$822,000	-100.00%
Koloa	\$51,841,881	\$35,446,000	46.26%
Lihue	\$38,655,600	\$19,037,146	103.05%
Kawaihau	\$16,111,879	\$25,042,714	-35.66%
Hanalei	\$48,091,950	\$39,150,807	22.84%
SUMMARY	\$154,701,310	\$119,498,667	29.46%



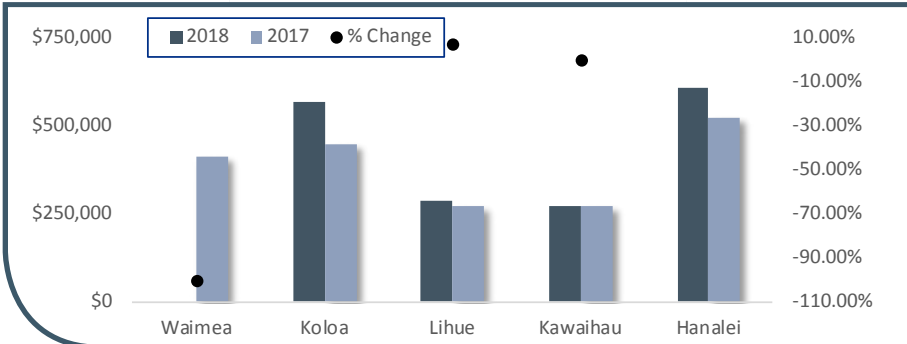
*All information taken from Kauai Board of Realtors & Hawaii Information Services. MLS Sales Data information shown herein, while not guaranteed, is derived from sources deemed reliable. Old Republic Title is providing this information as a free customer service and makes no warranties or representations as to its accuracy.



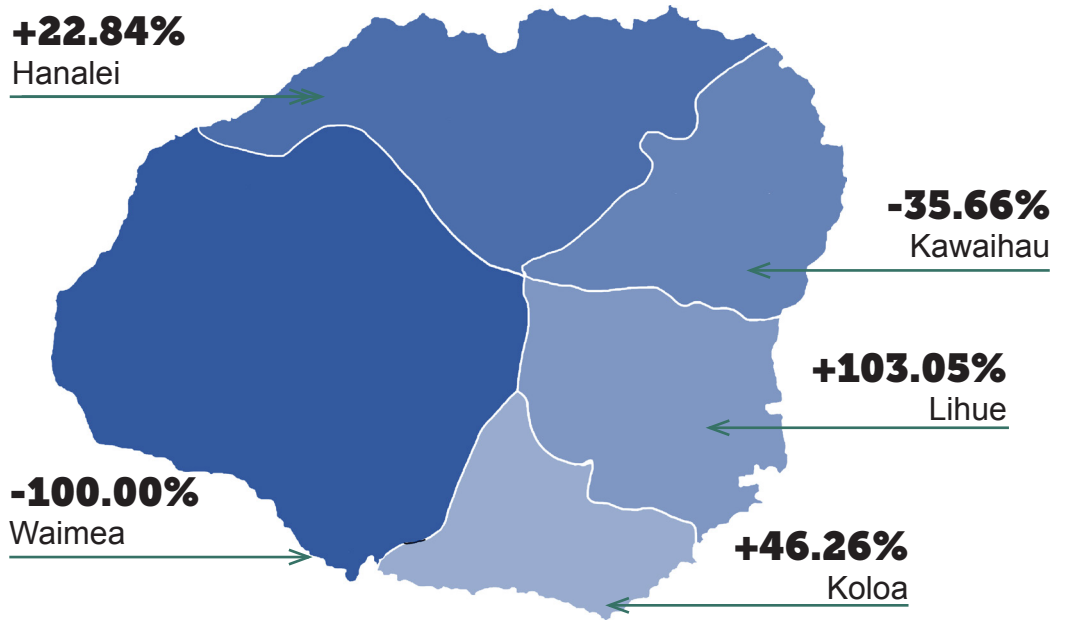
CLOSED SALES	2018	2017	% Change
Waimea	3	6	-50.00%
Koloa	55	54	1.85%
Lihue	5	29	-82.76%
Kawaihau	19	26	-26.92%
Hanalei	23	25	-8.00%
SUMMARY	105	140	-25.00%



MEDIAN PRICE	2018	2017	% Change
Waimea	-	\$411,000	-100.00%
Koloa	\$570,000	\$449,500	26.81%
Lihue	\$289,000	\$269,250	7.34%
Kawaihau	\$270,000	\$270,000	0.00%
Hanalei	\$610,000	\$523,500	16.52%
SUMMARY	\$437,000	\$425,000	2.82%



SALES VOLUME	2018	2017	% Change
Waimea	-	\$822,000	-100.00%
Koloa	\$51,841,881	\$35,446,000	46.26%
Lihue	\$38,655,600	\$19,037,146	103.05%
Kawaihau	\$16,111,879	\$25,042,714	-35.66%
Hanalei	\$48,091,950	\$39,150,807	22.84%
SUMMARY	\$154,701,310	\$119,498,667	29.46%



*All information taken from Kauai Board of Realtors & Hawaii Information Services. MLS Sales Data information shown herein, while not guaranteed, is derived from sources deemed reliable. Old Republic Title is providing this information as a free customer service and makes no warranties or representations as to its accuracy.