



SINGLE FAMILY



CONDOMINIUMS



VACANT LAND

MEDIAN SALES PRICE	2018	\$716,500 ▲	\$457,000 ▲	\$410,000 ▲
	2017	\$622,063	\$428,500	\$367,500

CLOSED SALES	2018	50 ▲	30 ▲	15 ▲
	2017	44	24	14

NEW ACTIVE LISTINGS	2018	42 ▲	34 ▲	19 ▲
	2017	31	25	17

VOLUME SALES	2018	\$40,863,586 ▲	\$16,681,505 ▲	\$7,694,000 ▲
	2017	\$40,220,993	\$13,060,600	\$5,045,000

AUG 2018	AUG 2017	AUG 2018	AUG 2017
Closed Sales	Closed Sales	Median Price	Median Price

SINGLE FAMILY HOMES

Area	AUG 2018	AUG 2017	AUG 2018	AUG 2017
	Closed Sales	Closed Sales	Median Price	Median Price
Waimea	7	8	\$325,000	\$432,850
Koloa	13	11	\$771,500	\$727,000
Lihue	5	5	\$590,000	\$618,000
Kawaihau	13	15	\$750,000	\$619,125
Hanalei	12	5	\$1,227,500	\$999,999

CONDOMINIUMS

Area	AUG 2018	AUG 2017	AUG 2018	AUG 2017
	Closed Sales	Closed Sales	Median Price	Median Price
Waimea	-	-	-	-
Koloa	8	9	\$546,000	\$609,500
Lihue	9	8	\$307,000	\$325,000
Kawaihau	5	3	\$425,000	\$270,000
Hanalei	8	4	\$540,000	\$776,050

VACANT LAND

Area	AUG 2018	AUG 2017	AUG 2018	AUG 2017
	Closed Sales	Closed Sales	Median Price	Median Price
Waimea	-	2	-	\$355,000
Koloa	10	5	\$497,500	\$270,000
Lihue	1	1	\$350,000	\$365,000
Kawaihau	4	4	\$167,500	\$343,750
Hanalei	-	2	-	\$475,000

All information taken from Kauai Board of Realtors & Hawaii Information Services. MLS Sales Data information shown herein, while not guaranteed, is derived from sources deemed reliable. Old Republic Title is providing this information as a free customer service and makes no warranties or representations as to its accuracy. Data sourced on September 4, 2018.



Kristin Zimmerman
 REALTOR (S), CRS, AHWD
 License#: RS-57897
 K-Cell: (808) 651-9506

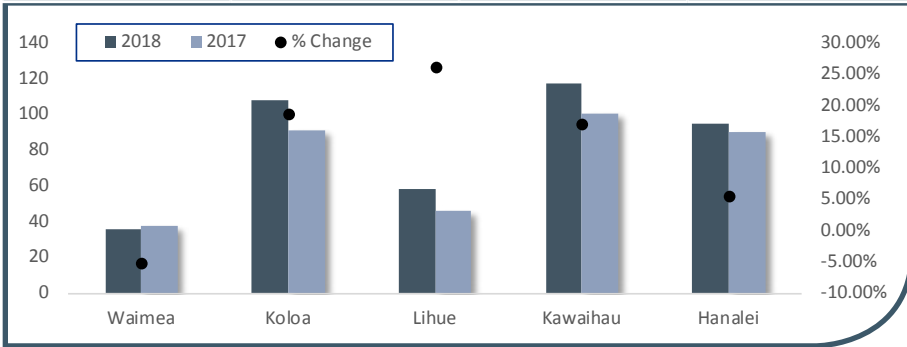
John F. Friedman
 REALTOR (S), SFR, EcoBroker
 License#: RB- 22460
 J-Cell: (808) 651-1276



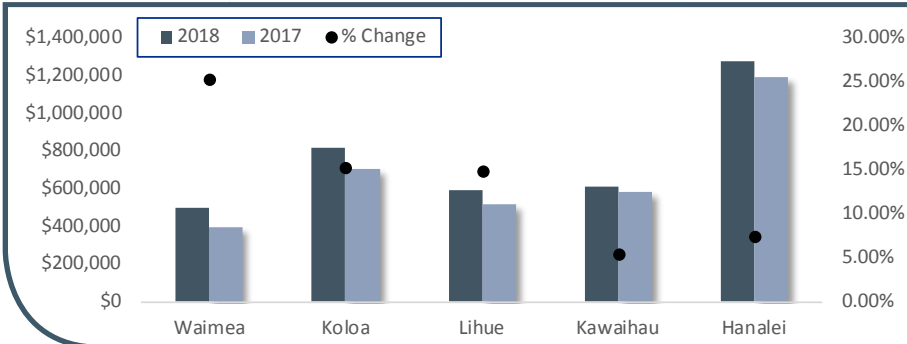
Email us: JK@KauaiAlohaTeam.com
 Visit us at: www.KauaiAlohaTeam.com



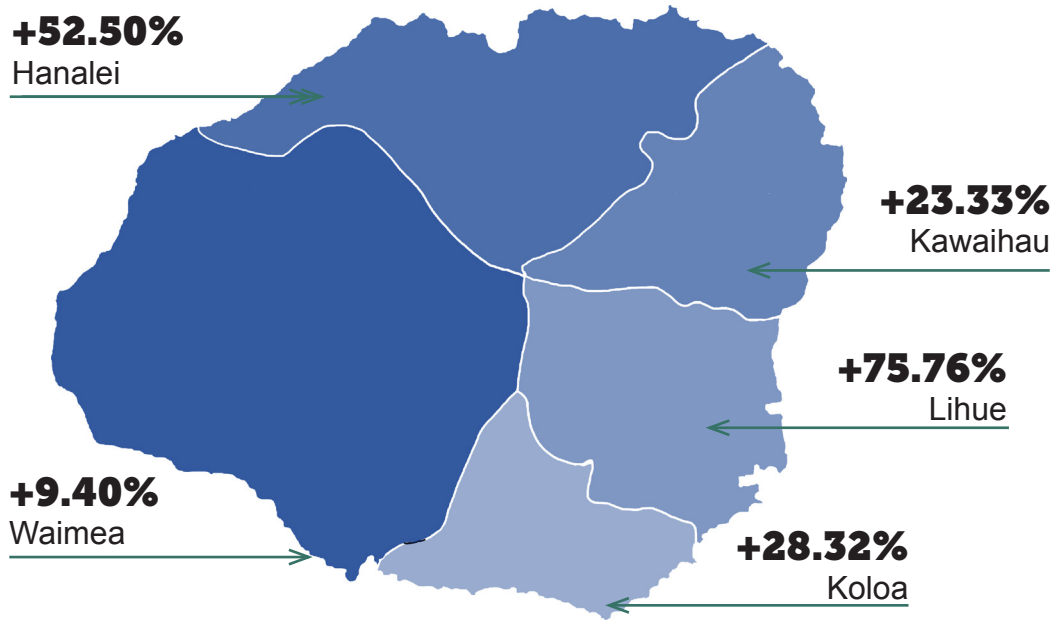
CLOSED SALES	2018	2017	% Change
Waimea	36	38	-5.26%
Koloa	108	91	18.68%
Lihue	58	46	26.09%
Kawaihau	117	100	17.00%
Hanalei	95	90	5.56%
SUMMARY	414	365	13.42%



MEDIAN PRICE	2018	2017	% Change
Waimea	\$499,500	\$398,500	25.35%
Koloa	\$813,000	\$705,000	15.32%
Lihue	\$591,839	\$515,000	14.92%
Kawaihau	\$611,000	\$580,000	5.34%
Hanalei	\$1,275,000	\$1,187,500	7.37%
SUMMARY	\$700,504	\$667,000	5.02%



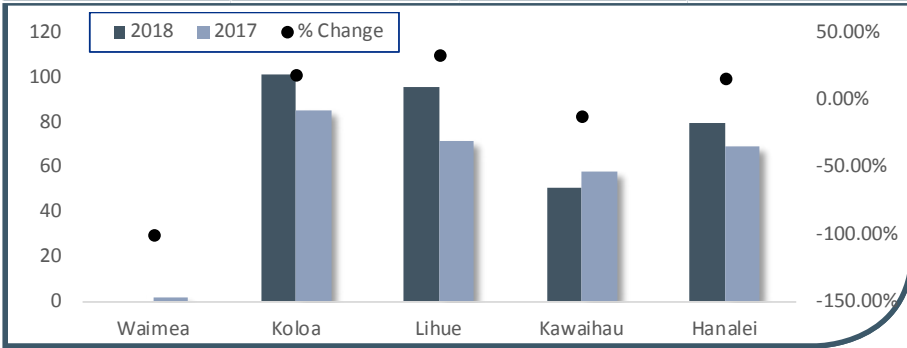
SALES VOLUME	2018	2017	% Change
Waimea	\$18,751,489	\$17,140,627	9.40%
Koloa	\$121,784,918	\$94,904,440	28.32%
Lihue	\$47,293,089	\$26,908,000	75.76%
Kawaihau	\$81,529,208	\$66,105,763	23.33%
Hanalei	\$227,309,899	\$149,052,063	52.50%
SUMMARY	\$496,668,603	\$354,110,893	40.26%



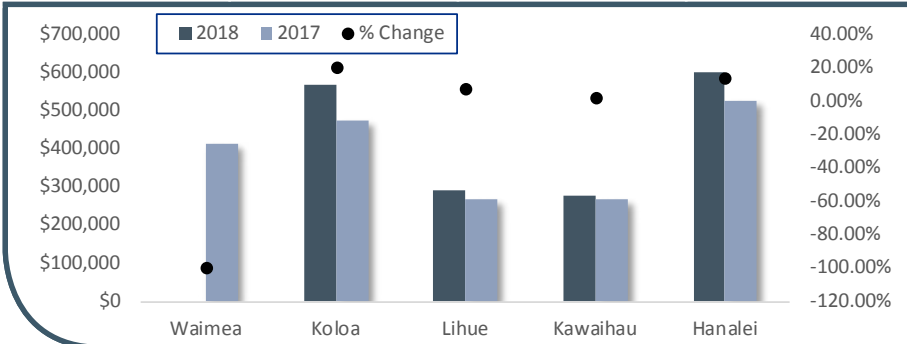
*All information taken from Kauai Board of Realtors & Hawaii Information Services. MLS Sales Data information shown herein, while not guaranteed, is derived from sources deemed reliable. Old Republic Title is providing this information as a free customer service and makes no warranties or representations as to its accuracy.



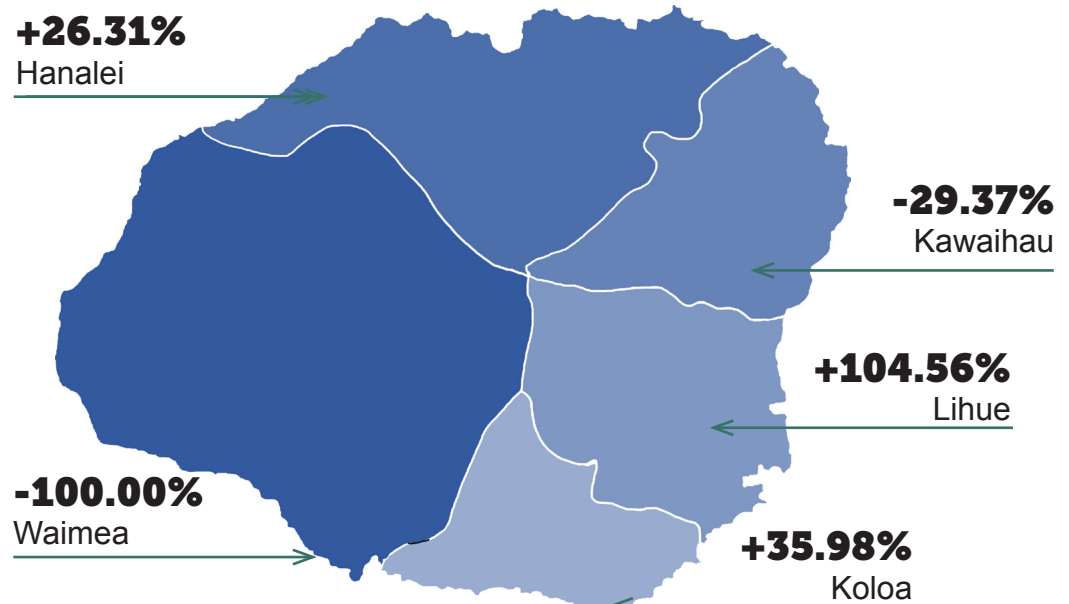
CLOSED SALES	2018	2017	% Change
Waimea	-	2	-100.00%
Koloa	101	85	18.82%
Lihue	96	72	33.33%
Kawaihau	51	58	-12.07%
Hanalei	80	69	15.94%
SUMMARY	328	286	14.69%



MEDIAN PRICE	2018	2017	% Change
Waimea	-	\$411,000	-100.00%
Koloa	\$570,000	\$475,000	20.00%
Lihue	\$289,000	\$269,250	7.34%
Kawaihau	\$277,500	\$270,000	2.78%
Hanalei	\$600,000	\$525,000	14.29%
SUMMARY	\$436,000	\$425,000	2.59%



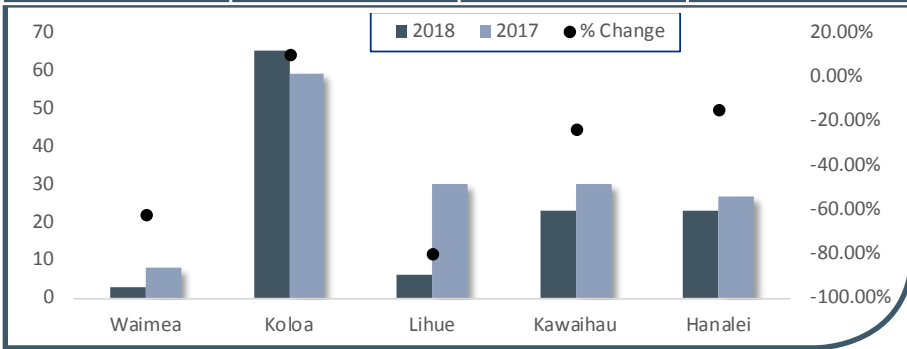
SALES VOLUME	2018	2017	% Change
Waimea	-	\$822,000	-100.00%
Koloa	\$56,605,356	\$41,629,000	35.98%
Lihue	\$43,997,600	\$21,508,646	104.56%
Kawaihau	\$18,626,579	\$26,371,714	-29.37%
Hanalei	\$52,946,280	\$41,917,907	26.31%
SUMMARY	\$172,175,815	\$132,249,267	30.19%



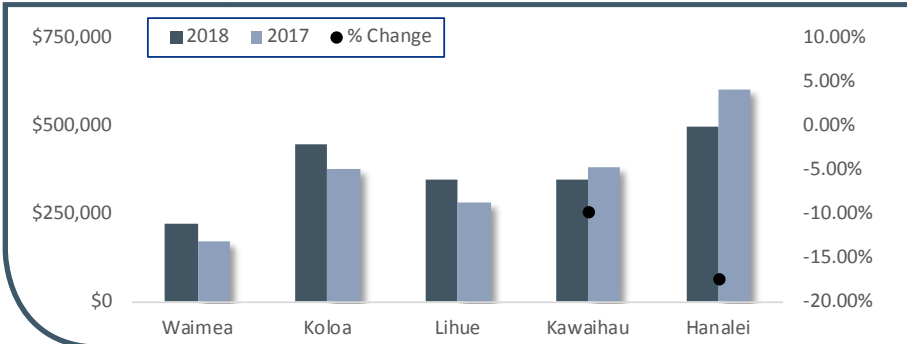
*All information taken from Kauai Board of Realtors & Hawaii Information Services. MLS Sales Data information shown herein, while not guaranteed, is derived from sources deemed reliable. Old Republic Title is providing this information as a free customer service and makes no warranties or representations as to its accuracy.



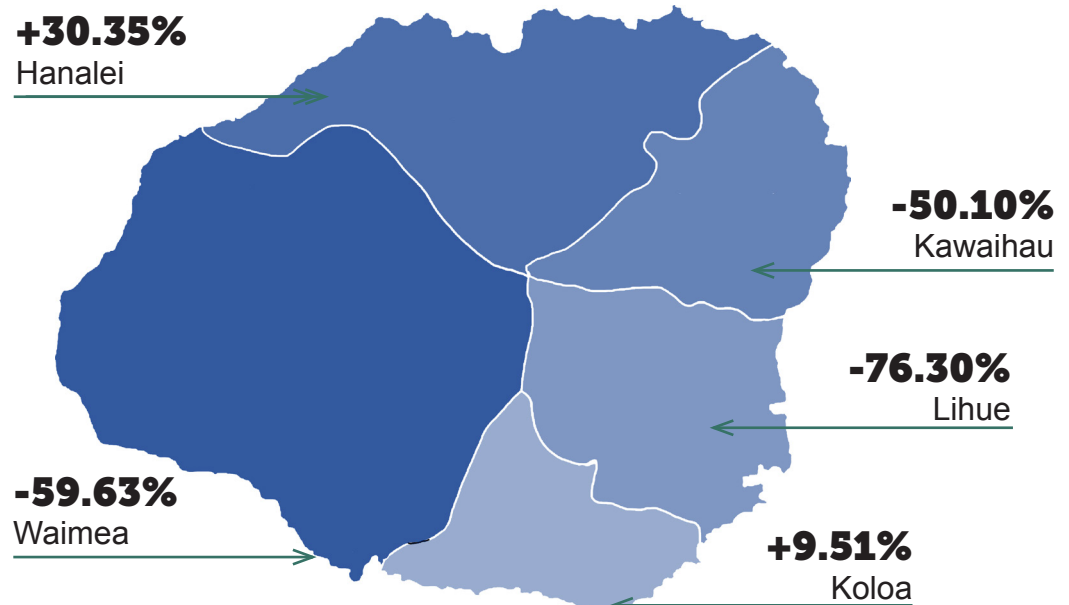
CLOSED SALES	2018	2017	% Change
Waimea	3	8	-62.50%
Koloa	65	59	10.17%
Lihue	6	30	-80.00%
Kawaihau	23	30	-23.33%
Hanalei	23	27	-14.81%
SUMMARY	120	154	-22.08%



MEDIAN PRICE	2018	2017	% Change
Waimea	\$220,000	\$172,000	27.91%
Koloa	\$450,000	\$378,000	19.05%
Lihue	\$345,000	\$284,000	21.48%
Kawaihau	\$345,000	\$382,500	-9.80%
Hanalei	\$500,000	\$605,000	-17.36%
SUMMARY	\$394,000	\$357,500	10.21%



SALES VOLUME	2018	2017	% Change
Waimea	\$680,000	\$1,684,500	-59.63%
Koloa	\$33,525,250	\$30,613,264	9.51%
Lihue	\$2,058,000	\$8,684,000	-76.30%
Kawaihau	\$8,321,722	\$16,675,153	-50.10%
Hanalei	\$25,656,000	\$19,682,000	30.35%
SUMMARY	\$70,240,972	\$77,338,917	-9.18%



*All information taken from Kauai Board of Realtors & Hawaii Information Services. MLS Sales Data information shown herein, while not guaranteed, is derived from sources deemed reliable. Old Republic Title is providing this information as a free customer service and makes no warranties or representations as to its accuracy.