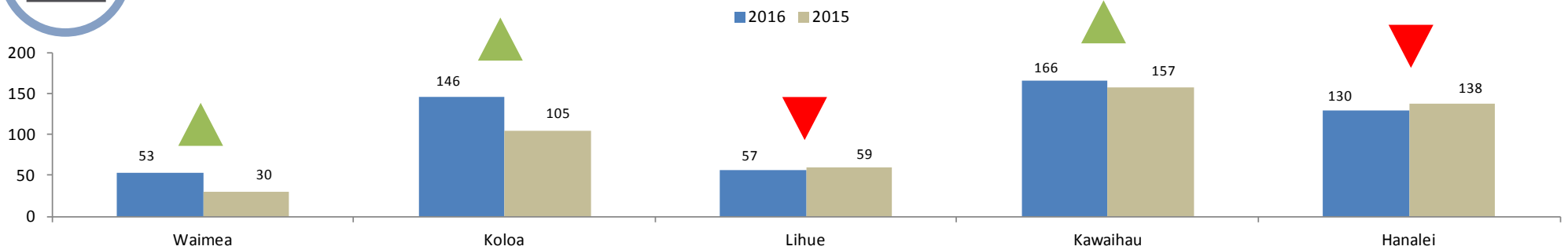




SINGLE FAMILY HOMES | 2016 VS 2015 | TOTAL NUMBER OF LISTINGS



SINGLE FAMILY HOME LISTINGS 2016 VS 2015

		Jan	Feb	Mar	Apr	May	Jun	Jul	Aug	Sep	Oct	Nov	Dec
Waimea	2016	1	2	8	2	3	4	2	4	9	2	8	8
	2015	2	1	1	1	3	3	4	6	3	1	2	3
Koloa	2016	7	16	14	12	6	10	12	19	8	17	13	12
	2015	7	5	7	6	11	8	7	11	8	15	9	11
Lihue	2016	1	3	3	4	7	7	6	9	4	1	5	7
	2015	2	2	3	4	5	7	5	7	5	3	4	12
Kawaihau	2016	13	8	12	17	10	23	7	16	12	11	22	15
	2015	11	11	7	13	16	13	15	19	13	18	10	11
Hanalei	2016	8	8	15	11	8	16	13	9	10	6	13	13
	2015	11	6	16	12	16	16	10	14	7	12	6	12

All information taken from Kauai Board of Realtors & Hawaii Information Services. MLS Sales Data information shown herein, while not guaranteed, is derived from sources deemed reliable. Old Republic Title is providing this information as a free customer service and makes no warranties or representations as to its accuracy. Data sourced from January 2015 through January 2017

KOLOA



Bea Jeal
VP, Kauai Manager,
Escrow Officer
BJeal@ortc.com

KAPAA



Preston Brede
VP, Branch Manager,
Escrow Officer
PBrede@ortc.com



Rochelle Keoho
Escrow Officer
RKeoho@ortc.com



Rose Low
Escrow Officer
RLow@ortc.com



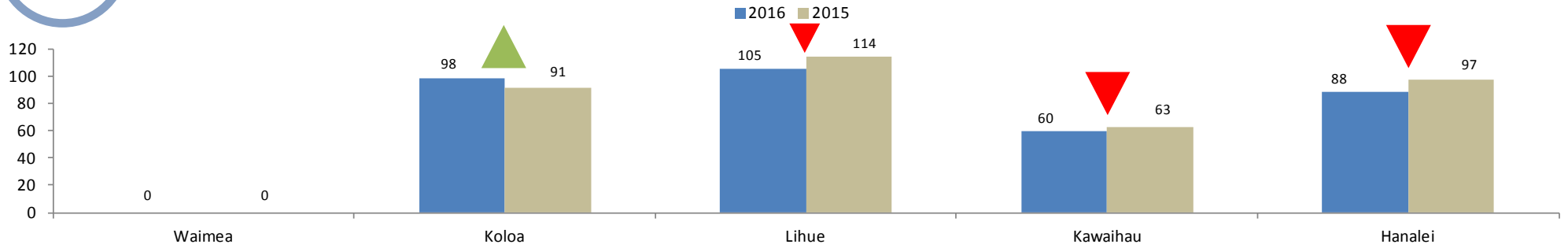
Kim Wallis
Escrow Officer
KWallis@ortc.com



LEAH RAGSAC
Account Executive
LRagsac@ortc.com
Cell 808-212-4086



CONDOMINIUMS | 2016 VS 2015 | TOTAL NUMBER OF LISTINGS

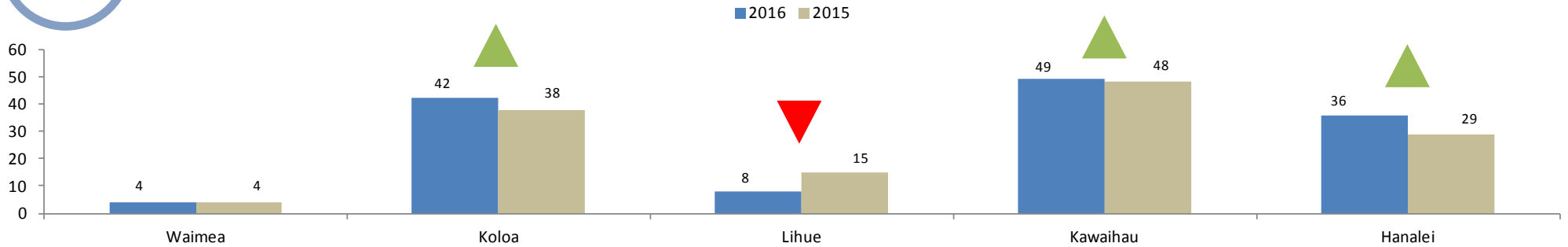


CONDOMINIUM LISTINGS 2016 VS 2015

		Jan	Feb	Mar	Apr	May	Jun	Jul	Aug	Sep	Oct	Nov	Dec
Waimea	2016	0	0	0	0	0	0	0	0	0	0	0	0
	2015	0	0	0	0	0	0	0	0	0	0	0	0
Koloa	2016	13	3	6	10	12	2	5	6	5	9	12	15
	2015	5	6	2	9	9	12	12	2	7	6	16	5
Lihue	2016	12	8	9	7	12	9	8	9	8	9	6	8
	2015	7	10	11	6	15	12	10	9	7	11	5	11
Kawaihau	2016	3	3	10	6	3	4	10	2	5	4	4	6
	2015	4	0	12	4	7	10	4	5	3	6	4	4
Hanalei	2016	7	7	10	8	6	7	4	7	10	7	4	11
	2015	10	7	7	6	10	8	10	3	11	10	3	12



VACANT LAND | 2016 VS 2015 | TOTAL NUMBER OF LISTINGS



VACANT LAND LISTINGS 2016 VS 2015

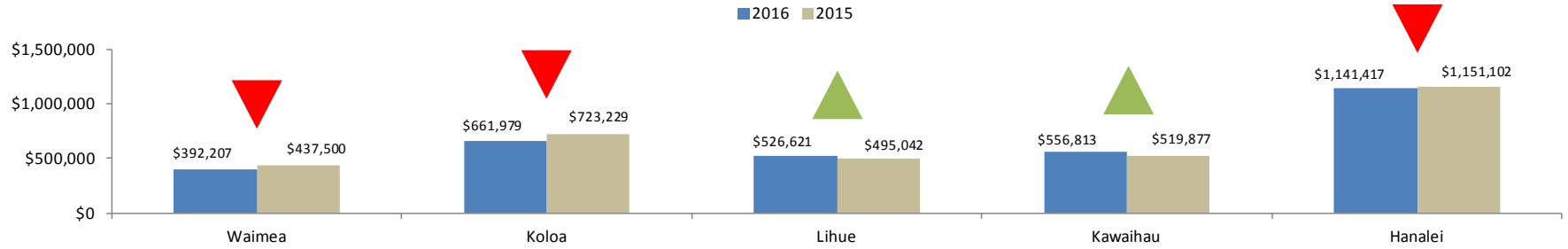
		Jan	Feb	Mar	Apr	May	Jun	Jul	Aug	Sep	Oct	Nov	Dec
Waimea	2016	0	0	0	3	0	0	0	0	0	0	1	0
	2015	1	1	0	1	1	0	0	0	0	0	0	0
Koloa	2016	1	0	6	4	4	6	5	5	1	3	0	7
	2015	2	3	2	2	1	3	7	4	2	2	6	4
Lihue	2016	0	0	0	1	2	0	2	0	1	0	1	1
	2015	0	1	1	2	1	1	1	2	2	0	3	1
Kawaihau	2016	3	2	3	3	6	2	7	5	4	8	4	2
	2015	3	4	13	1	4	6	4	3	3	2	3	2
Hanalei	2016	4	5	6	2	1	2	3	3	3	0	2	5
	2015	0	3	4	1	3	3	5	1	3	3	0	3

KAUAI MARKET STATISTICS

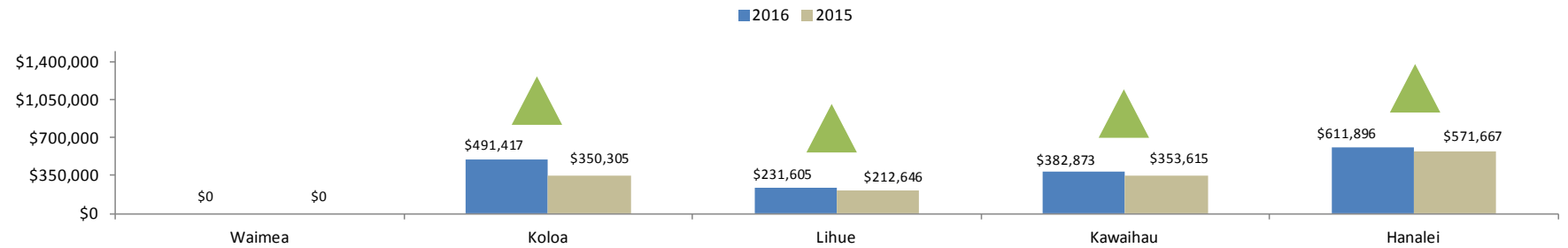
2016 VS 2015 AVERAGE MEDIAN PRICE



SINGLE FAMILY



CONDOMINIUMS



VACANT LAND

